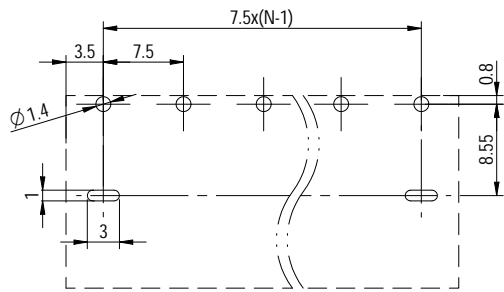
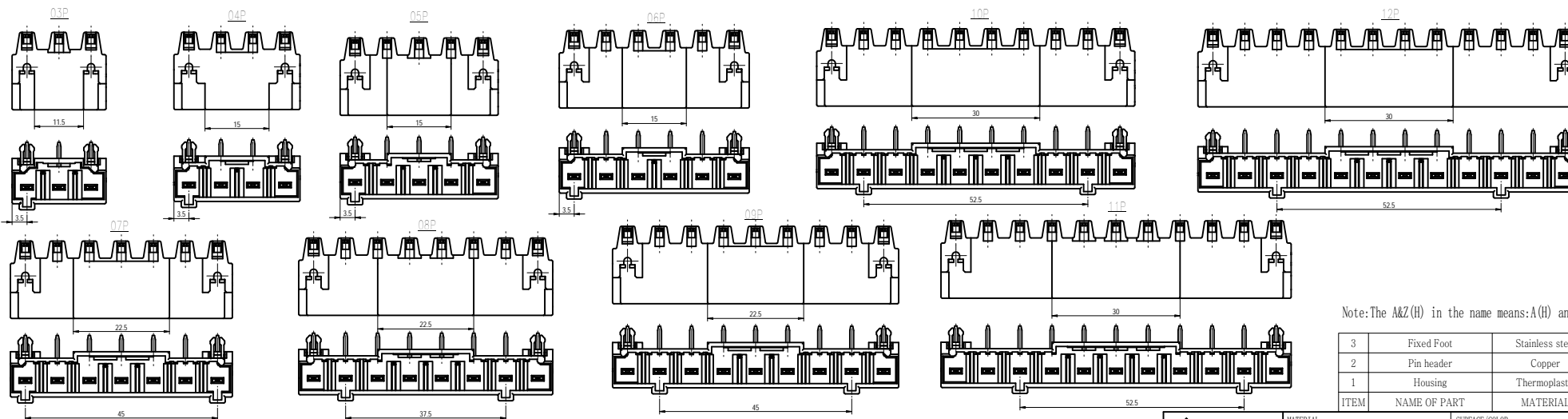
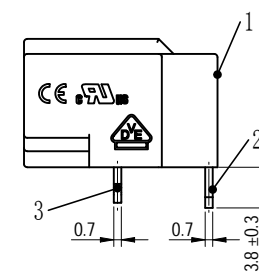
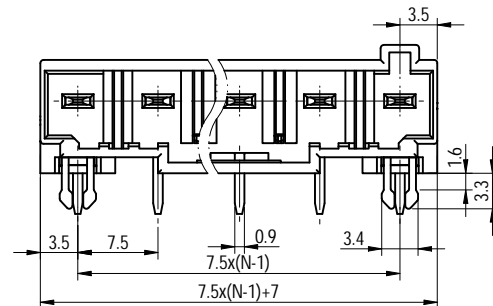
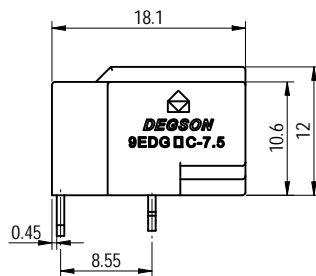
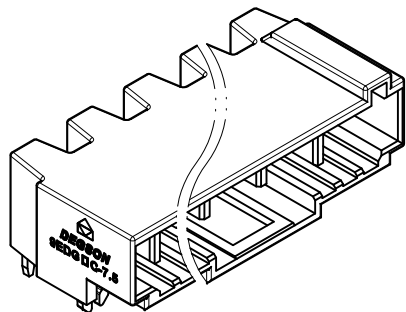
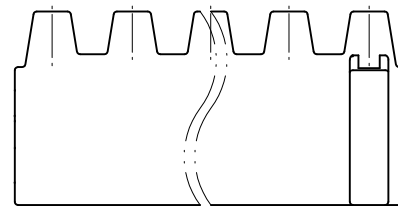


PCB LAYOUT



公差/General tolerances (mm)										0.1/10 ±2			
0	>3	>6	>10	>18	>30	>50	>80	>120	>180		>250	>315	>400
~	~	~	~	~	~	~	~	~	~	~	~	~	~
±0.12	±0.18	±0.22	±0.26	±0.31	±0.37	±0.57	±0.80	±0.93	±1.05	±1.15	±1.60	±2.20	±2.50
UL 标准/UL Standard:										B	C	D	
额定电压/电压/Rated Voltage(V)/Current(A)										300V/16	300V/16	600V/5	
IEC 标准/IEC Standard:													
过压类别/Overvoltage Category/污染等级/Pollution Degree										III/3	III/2	II/2	
额定电压/电压/Rated Voltage(V)/Current(A)										500/20	630/20	1000/20	
额定脉冲电压(KV)/Rate Impulse Voltage(KV)										6	6	6	
间距/Pitch(mm)/线数范围/Poles										7.5/N=03-12P			
使用温度范围/Operating temperature(°C)										-40--+130			
符合RoHS环保要求/Conform to RoHS										Yes			



Note: The A&Z(H) in the name means: A(H) and Z(H).

3	Fixed Foot	Stainless steel	Sn Plated
2	Pin header	Copper	Au Plated Area
1	Housing	Thermoplastic	UL94V-0
ITEM	NAME OF PART	MATERIAL	NOTES

<b>DEGSON</b>		MATERIAL:		SURFACE/COLOR:	
APPD: 兰春华	2022.08.04	MAT NO./REV:	/ 00	MAT STATUS:	批量
CHKD: 黄耀志	2022.08.04	NAME			
DRFT: 黄耀志	2022.08.04	9EDGRC-7.5-XXP-13-100A&Z(H)			
00	ECN	/	黄耀志	2022.08.04	DRAWING NO.
REV	ECN	DESCRIPTION	DRFT	DATE	200060385
			黄耀志	2022.08.04	TYPE
			黄耀志	2022.08.04	CUSTOMER DRAWING
			黄耀志	2022.08.04	DRAWING STATUS
			黄耀志	2022.08.04	已发布
			黄耀志	2022.08.04	SCALE
			黄耀志	2022.08.04	2:1
			黄耀志	2022.08.04	SHEET
			黄耀志	2022.08.04	1/1

Transfer or duplication of this document as well as the utilization of its contents in any form without the written permission of DEGSON is prohibited. All rights reserved for patent.