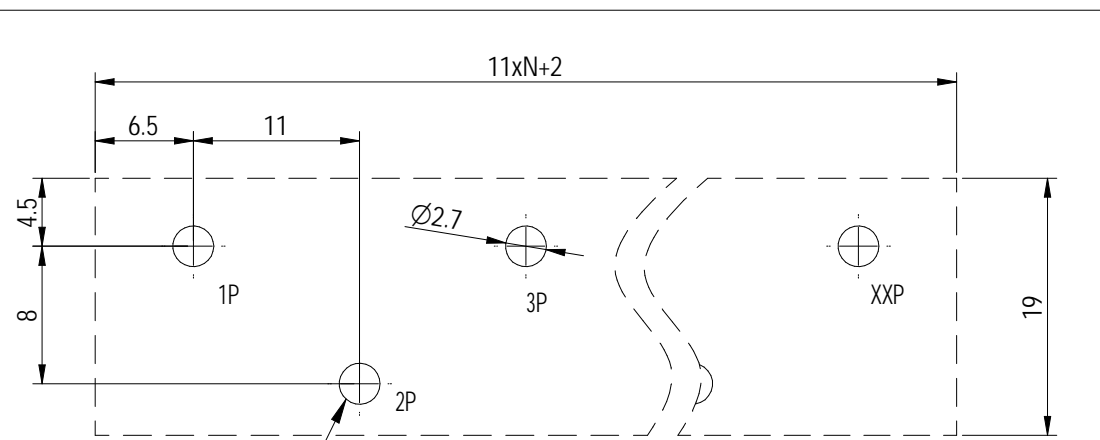
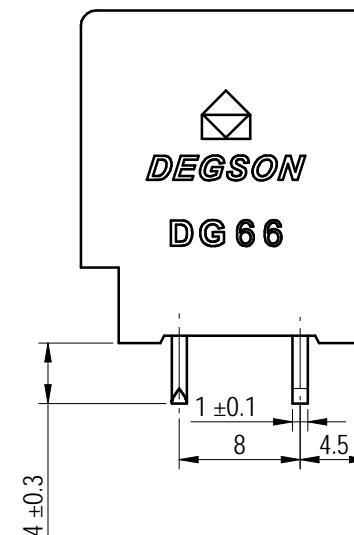
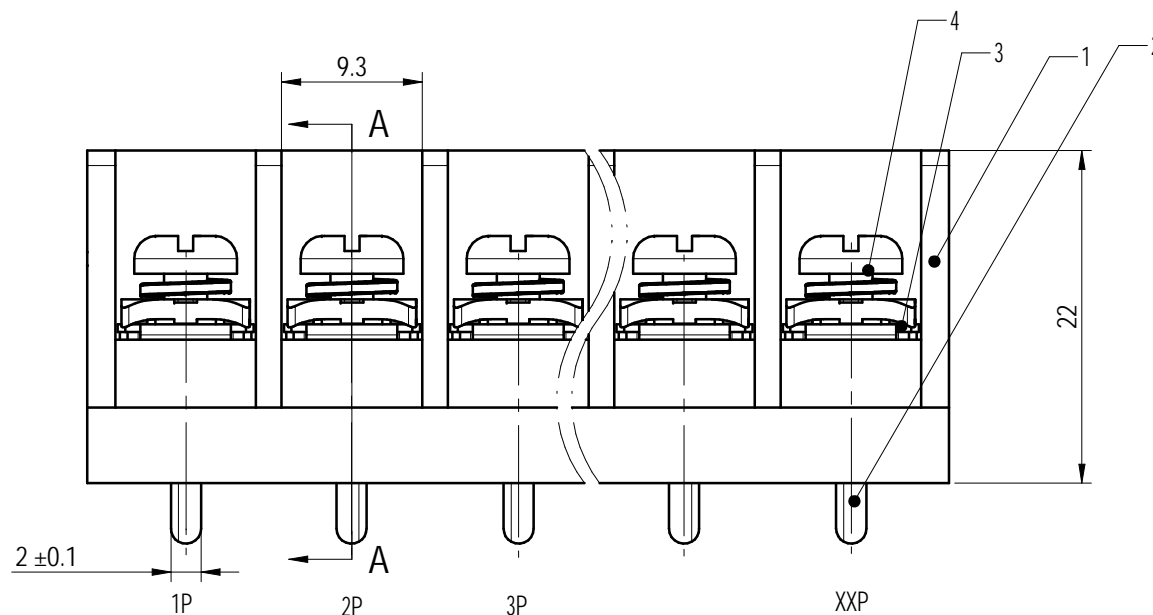

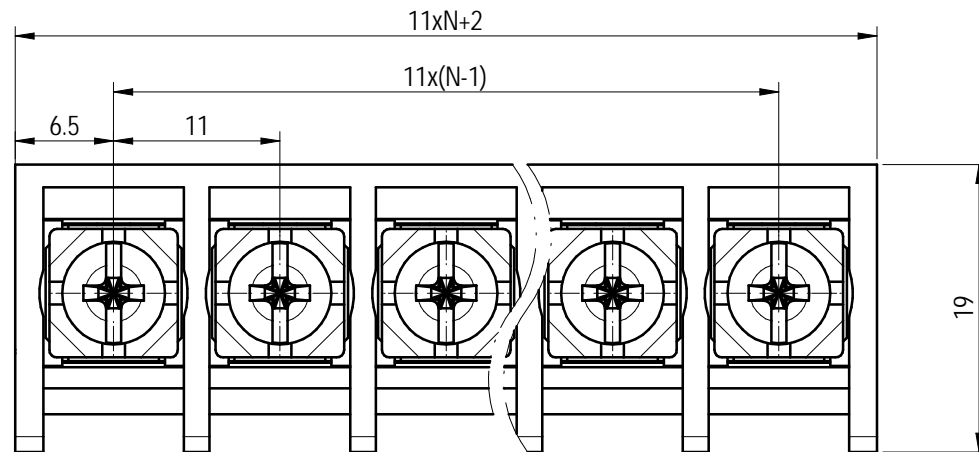


未注公差/General tolerances(mm)											0.1/10 ±2'		
0 ~ 3	>3 ~ 6	>6 ~ 10	>10 ~ 18	>18 ~ 30	>30 ~ 50	>50 ~ 80	>80 ~ 120	>120 ~ 180	>180 ~ 250	>250 ~ 315		>315 ~ 400	>400 ~ 500
±0.12	±0.18	±0.22	±0.26	±0.31	±0.37	±0.57	±0.80	±0.93	±1.05	±1.15	±1.60	±2.20	±2.50



Second from the left is the front foot

PCB LAYOUT

ITEM	NAME OF PART	MATERIAL	NOTES
4	Screws	STEEL	Ni Plated
3	Pin Fastener	STEEL	Ni Plated
2	Pin header	COPPER	Sn Plated
1	Housing	PA66	UL94V-0

UL 标准/UL Standard:	B	C	D
额定电压/电流/Rated Voltage(V)/Current(A)	600/30	600/30	600/5
UL工频耐压/R.M.S withstand voltage(V/1min)	AC 3000		
螺丝扭矩/Torque Tightening(N·m/Lb.in)	M4.1.8/15.9		
线径范围(硬线和软线)/Wire Range(rigid and flexible)(AWG)	22~10		
间距/Pitch(mm)/线数范围/Poles	11/N =02~25P		
使用温度范围/Operating temperature(°C)	-40~+105		
符合RoHS环保要求/Conform to RoHS	Yes		

<b>DEGSON</b>		MATERIAL: /	SURFACE/COLOR: /	
APPD: 核准人		MAT NO./REV: /	MAT STATUS: /	
CHKD: 审核人		NAME		
DRFT: 设计人		DG66-DB-XXP-1Y-00A&Z(H)		
00	/	DRAWING NO.	TYPE	DRAWING STATUS
REV	ECN	DESCRIPTION	CUSTOMER DRAWING	SCALE
		DRFT DATE		1:1
				SHEET
				1/1

REV	ECN	DESCRIPTION	DRFT	DATE
00	/	/	/	/

Transfer or duplication of this document as well as the utilization or communication of its contents are prohibited unless explicit authorization is granted. Violations will be liable for compensation. All rights reserved for patent, utility model or design registrations. 除经书面许可外，复制或传播本文件内容，或在本文件基础上进行再复制或传播，均属于侵权行为。本公司保留所有权利。