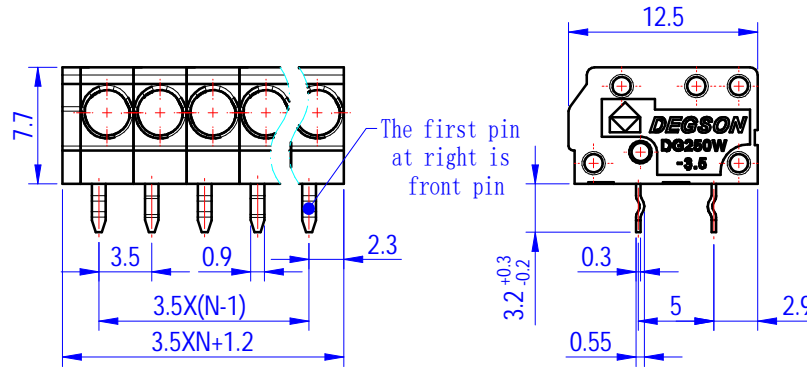
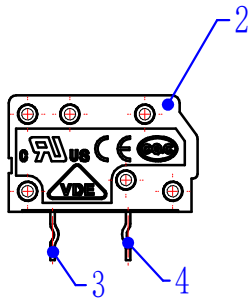
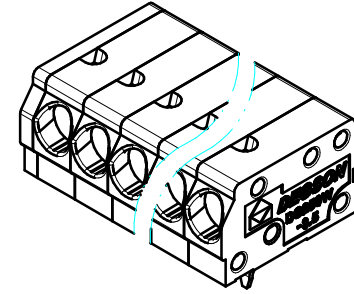
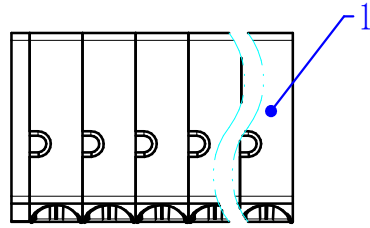


未注公差/General tolerances(mm)													0.1/10
0	>3	>6	>10	>18	>30	>50	>80	>120	>180	>250	>315	>400	
~3	~6	~10	~18	~30	~50	~80	~120	~180	~250	~315	~400	~500	~500
±0.12	±0.18	±0.22	±0.26	±0.31	±0.37	±0.57	±0.80	±0.93	±1.05	±1.15	±1.60	±2.20	±2.50

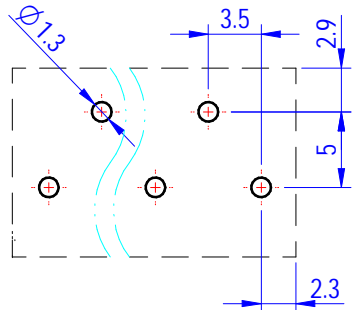
Transfer or duplication of this document as well as the utilization or communication of its contents are prohibited unless explicitly authorized by Degson. All rights reserved for patent. 除专利号明确标注外，其他标注均非专利号。 未经授权，禁止复制或传播本文件内容。 未经授权，禁止复制或传播本文件内容。 未经授权，禁止复制或传播本文件内容。



ITEM	NAME OF PART	MATERIAL	NOTES
4	Front pin header	Copper alloy	Sn plated
3	Back pin header	Copper alloy	Sn plated
2	Cover	PA66+GF	UL94V-0
1	Housing	PA66+GF	UL94V-0

UL 标准/UL Standard:		B	C	D
额定电压/电流/Rated Voltage(V)/Current(A)		300/4	300/4	/
IEC 标准/IEC Standard:				
过压类别/Overtoltage Category/污染等级/Pollution Degree		III/3	III/2	II/2
额定电压/电流/Rated Voltage(V)/Current(A)		/	250/3	/
工频耐压/Withstanding Voltage(V/Mn)		AC2000		
线径范围(硬线和软线)/Wire Range(rigid and flexible)(AWG mm <sup>2</sup> )		22~ 18/ 0.2~ 0.75		
间距/Pitch(mm)/线数范围/Poles		3.5/N= 02~ 24P		
剥线长度/Stripping length(mm)		8~ 9		
使用温度范围/Operating temperature(°C)		-40~ + 105		
符合 RoHS 环保要求/Conform to RoHS		Yes		

PCB LAYOUT



**DEGSON**

APPD: 兰春华 2023. 12. 13  
 CHKD: 陈招 2023. 12. 13  
 DRFT: 龚徐涛 2023. 12. 12

MATERIAL: SURFACE/COLOR:  
 MAT NO./REV: / 00 MAT STATUS: 批量

NAME  
 DG250W-3. 5-XXP-1Y-100A&Z (H)

DRAWING NO. TYPE DRAWING STATUS SCALE SHEET  
 200102538 CUSTOMER DRAWING 已发布 5:1 1/1

REV	ECN	DESCRIPTION	DRFT	DATE
01		更正塑件材质	龚徐涛	2023. 12. 12